

# How to support your child using GCSEPod



## What is GCSEPod?

We are the award-winning experts in mobile learning. We provide highly concentrated 3-5 minute bursts of audio-visual, teacher-written learning which can help to reinforce and consolidate key GCSE topics covered in lessons.

Everything is explained precisely with all the correct facts, quotes, keywords, dates and annotated diagrams, all mapped to exam specifications.



## Does your child know they have access to GCSEPod?

Ensure your child has activated their GCSEPod account by following these simple instructions:

1. Go to [www.gcsepod.com](http://www.gcsepod.com)
2. Click *login*
3. Click *New Here? Get Started*
4. Ensure they've selected they are a *pupil*
5. Enter their personal details as requested
6. Create a *username* and *password*

If your child has already activated their account, they simply need to log in with the username and password they've created.




# How to support your child using GCSEPod



## Watch some pods yourself

Watch a few of our pods yourself so you can see what we're all about. You may surprise yourself and learn something you didn't already know.

Why not watch some pods with your son or daughter and take it in turns to ask each other questions. You could even turn it into a competition – whoever gets the most answers correct gets out of the washing up that night!



## Create a Revision Timetable

The 'My GCSEs' feature has specific playlists for each exam. All content here is based on exam specifications and the date of each exam is also shown.

All your child needs to do is click on an upcoming exam, and listen to the playlist. It's revision made easy!

Why not use the 'My GCSEs' area to help your son or daughter create a timetable, helping them to stay organised during their exams.

## Download content in advance

Ask your child to download some pods to their phone or tablet. This way they are free to listen to pods on the way to school, a friend's house or on holiday, without ever having to worry about access to the internet.

Don't forget to go download our free apps for iOS and Android devices!



# How to support your child using GCSEPod



## Play GCSEPod on the School Run

Use the time on the way to school to play GCSEPod in the car.



If your journey is quite long, you can quiz them on what you've just heard.

You can listen to GCSEPod anywhere, even half time at a football match, just remember to download some pods first so you don't have to worry about internet access!

## Use GCSEPod to help with homework

We've got over 20 subjects with thousands of pods. If you are helping your son or daughter with a homework task, log into GCSEPod and watch a podcast relevant to the topic.

GCSEPod is an easier and surer way to get access to learning materials that are relevant, rather than trawling through the internet!



## Know where to go for more help

Remember that GCSEPod has lots of support materials, so please do utilise them as much as possible.

Whether it's a video or how-to documents on revision and exam tips, downloading pods or an introduction to the site, we've got everything you need to help you support your child through their GCSEs.

For more information on how to use GCSEPod's features such as "My Playlists" and "My GCSEs" visit:

[www.gcsepod.com/parents](http://www.gcsepod.com/parents)



More ideas? Let us know!

