

Work for Self-Isolating Students

Art

Art Assignment for Year 7

Work to be done in sketch book or on paper.

- Make a study of a work by Vincent Van Gogh
- Pay particular attention to his use of mark marking to create areas of colour.
- Extension: Make a Van Gogh style work from a picture or view of your own.

Art Assignment for Year 8 and 9

Work to be done in sketch book or on paper.

- Make a drawing of the view from the window.
- Start by drawing the frame of the window, anything that might be on the window ledge. Proceed to the view beyond.
- Include the people working outside.
- Use shading to add depth and tone.

Extension:

- Look at the work of Claude Monet especially the water lilies and snow scenes. Note the use of colour where complimentary and contrasting colours are used to create dynamism in the paintings.
- <https://www.metmuseum.org/art/collection/search/438008>
- Make a colour work based on your drawing and using Monet's ideas of colour, use paint or colouring pencils/pastels.

Art Assignment for Year 10

Work to be done in sketch book or on paper.

Mark a series of studies of the work of RB Kitaj.

https://www.google.co.uk/search?q=rb+kitaj&safe=active&source=Inms&tbn=isch&sa=X&ved=2ahUKEwi_5dKO56HoAhXxuXEKHZ5eA6wQ_AUoAXoECCAQAw&biw=1920&bih=967

Use colour. Pencils and or paint.

Make notes on A) Subject matter B) Meaning/Feelings expressed C) Technique.

Select your own view of similar subject matter and create a series of works using Kitaj's colour experimentation.

Art Assignment for Year 11

Work to be done in sketch book or on paper.

Continue to extend studies for the exam theme EVENT.

Focus attention on

AO1) Artists studies and context and meaning. Studies in colour as well as monochrome.

Remember to annotate studies A) Subject matter B) Meaning/Feelings expressed C) Technique.

Use a variety of media. AO2)

Focus attention on AO3) Observation studies

Develop towards final outcome after some 20 or more pages of study. AO4. Remember to utilise the full range of your experiences.

Edexcel exemplar may be of some interest in gauging standard. Do not copy.

29 is around the Grade 4 mark while 54 is a Grade 8 (59 Grade 9).

[https://qualifications.pearson.com/content/dam/pdf/GCSE/Art%20and%20Design/2016/teaching-and-learning-materials/Edexcel%20GCSE%20\(9-1\)%20Art%20and%20Design%20Standards%20Booklet%20Set%201.pdf](https://qualifications.pearson.com/content/dam/pdf/GCSE/Art%20and%20Design/2016/teaching-and-learning-materials/Edexcel%20GCSE%20(9-1)%20Art%20and%20Design%20Standards%20Booklet%20Set%201.pdf)

Art Assignment for Year 12 and 13

Year 12

Work to be done in sketch book or on paper.

Extend studies towards a new major work from the theme Concealed and Revealed

Ensure that your study covers all of the 4 assessment objectives.

Year 13

Refer to exam booklet and continue studies towards the exam theme Change and or/ Stability

A LEVEL ASSESSMENT OBJECTIVES 2017

Ensure that your study covers all of the 4 assessment objectives.

AO1 Develop ideas through sustained and focused investigations informed by contextual and other sources, demonstrating analytical and critical understanding.

AO2 Explore and select appropriate resources, media, materials, techniques and processes, reviewing and refining ideas as work develops.

AO3 Record ideas, observations and insights relevant to intentions, reflecting critically on work and progress.

AO4 Present a personal and meaningful response that realises intentions and, where appropriate, makes connections between visual and other elements.

Exemplars for possible standards

<https://qualifications.pearson.com/en/qualifications/edexcel-a-levels/art-and-design-2015.coursematerials.html#filterQuery=category:Pearson-UK:Category%2FTeaching-and-learning-materials>

Business Studies & Economics

Y10 Business

1. Students to complete Case study questions on the following pages of the CGP Revision Guide:
 - Page 17 – ‘Scoop of the Day’
 - Page 30 – ‘Aldi’
 - Page 51 – ‘Lekker Lunch’
2. Students can also answer questions from the following pages of their revision guide:
 - 18, 31, 52,
3. Students can then begin to read ahead for topic 3.3 and make notes from pages 32-39 of their revision guides, then attempting the end of unit questions.

Y11 Business

All Year 11 students should have a portfolio of ZigZag GCSE practice papers that can be completed. We shall go over the answers on your return to class. You should also revise the formula sheet you were given which is also available via FROG on the R: Drive Business GCSE Revision for 2020. Use your CGP guide to refine knowledge and also refer to the document you were issued with regard to refining exam technique. In addition, refer to the exemplar AQA papers to assess exam technique and knowledge. All of the materials are available on the R: Drive. Contact Richard.Anderson@Kings.lincs.sch.uk, Kassie.leek@kings.lincs.sch.uk or Chris.Otter@Kings.lincs.sch.uk if you require any assistance.

Year 12 Economics

There is a vast range of resources on the R-drive for you to access R:\Business & Economics\AS econ revision 2020. I would recommend that you look through the Economics AS papers which have mark schemes and examiner comments for support. Email me (Richard.Anderson@Kings.lincs.sch.uk) if you have any concerns. All relevant tutor2u ppts are also on the link above which will help you revise theory. I would also recommend the Econplus Dal YouTube channel for content revision.

Year 13 Economics

There is a vast range of resources on the R-drive (which you can access via FROG) for you to access R:\Business & Economics\A-level econ 2020. I would recommend that you look through the economics exemplar papers which have model exemplars for each question. Attempt any questions, email me (Richard.Anderson@Kings.lincs.sch.uk) your written answer and I will email back your score with comments. All relevant tutor2u ppts are also on the link above which will help you revise theory. I would also recommend the Econplus Dal YouTube channel for content revision. You can contact either myself or Miss Leek (Kassie.Leek@Kings.lincs.sch.uk) if you need any support.

Business Year 12

- 1) Students to answer questions from the following exam papers:
 - a) Paper 1 – 2018
 - b) Paper 2 - 2018 (USING INSERT)
- 2) Access by visiting: R Drive > Business & Economics > A-Level - 2020 TERM WORK
- 3) Consolidating notes from units 1-6 of the AS qualification.
- 4) Students to answer all of the questions on the following pages:
 - a) ‘Tesco Plc’ (Case Study Questions) Page 99 – New textbook OR 108 – Old Textbook

- b) 'The Eden Project' (Case Study Questions) Page 99210-211 – New textbook OR 230-231 – Old Textbook
- c) 'Ragbags' - (Case Study Questions) Page 486 – New textbook OR 537 – Old Textbook

Business Year 13

Go to the resources drive through FROG, you will see there is a selection called A2 Business 2020. Here you will find various exam papers and additional materials for you to work through. If you cannot access this from home. They are also available on the AQA website, go onto the Business section- you will find here all assessment materials.

Work your way through all past papers for A-level, focusing on Paper 3.

There are also a number of resources for you to use to support your revision including the Tutor2U PPT's for Year 1 and 2, exam style papers and questions along with exemplar answers.

You should have all topic maps at home along with models and theories booklet and A3 sheet.

Any questions or problems please contact me through Kassie.leek@kings.lincs.sch.uk. Or Chris.Otter@Kings.lincs.sch.uk or Richard.Anderson@KlIngs.lincs.sch.uk.

Design & Technology

Year 7

Work on your revision for the end of year exams. You will need to revise the two subject areas you have completed since September.

Resistant Materials	Graphics	Food Technology
Topics are Timbers, categories, names, properties, uses, age identification, tools and Sustainability of timbers.	Topics are recalling the colour wheel, mixing colours, cold and warm colours, artists, drawing equipment, media used, 3D Drawing, isometric, oblique, one- and two-point perspective and nets of shapes	Topics are Health, 4C's, Eatwell guide, food types, equipment, hygiene, techniques, safety, packaging, techniques, food waste, intolerances and sugars.

Links to websites are available on FROG or alternately you can access the information via the following links:

www.grainchain.com

www.nhs.uk/change4life/Pages/be-food-smart.aspx

www.technologystudent.com/

www.focuselearning.co.uk/

Login details for focus eLearning: Username: student@thekings3981 Password: zzjta476k

Year 8

Work on your revision for the end of year exams. You will need to revise the two subject areas you have completed since September.

Resistant Materials	Graphics	Food Technology
Topics are Sources of energy, Sustainability, Insect habitats, Tools, Equipment and processes used throughout the project.	Topics are Artists, definitions of key terms, 2D Design as a design tool, Photoshop tools, Primary and Secondary sources.	Topics are The Eatwell guide, food hygiene, food safety, high risk foods, food contamination, Protein, carbohydrates, vitamins, fats and healthy options.

Links to websites are available on FROG or alternately you can access the information via the following links:

www.grainchain.com

www.nhs.uk/change4life/Pages/be-food-smart.aspx

www.technologystudent.com/

www.focuselearning.co.uk/

Login details for focus eLearning: Username: student@thekings3981 Password: zzjta476k

Year 9

Work on your revision for the end of year exams. You will need to revise the two subject areas you have completed since September.

Resistant Materials	Graphics	Food Technology
Topics are Polymers; categories, names, properties, SPI Codes, Sustainability, Life cycle analysis	Topics are Fabrics and fibres, commercial requirements, sublimation and merchandise terminology, printing processes, quality control and environmental issues with the use of dyes.	Topics are Food hygiene, food safety, high risk foods, food contamination, Microorganisms, Bacteria, Poisoning, Equipment, Temperatures, storing food and healthy options.

Links to websites are available on FROG or alternately you can access the information via the following links:

www.grainchain.com

www.nhs.uk/change4life/Pages/be-food-smart.aspx

www.technologystudent.com/

www.focuselearning.co.uk/

Login details for focus eLearning: Username: student@thekings3981 Password: zzjta476k

Year 10: Graphics and Resistant Materials students

Revise core topics:

- Maths in design
- Designers and companies
- New and emerging technologies
- Surface treatments and finishes
- Smart modern and composite materials
- Energy use and environment

Use the following website to revise the topics listed above:

www.focuselearning.co.uk/

Login details for focus eLearning: Username: student@thekings3981 Password: zzjta476k

Year 11: Graphics and Resistant Materials students

Revise core topics:

- Maths in design
- Designers and companies
- New and emerging technologies
- Surface treatments and finishes
- Smart modern and composite materials
- Energy use and environment

Use the following website to revise the topics listed above:

www.focuselearning.co.uk/

Login details for focus eLearning: Username: student@thekings3981 Password: zzjta476k

Revise Units 1-6 plus the maths unit which are in your blue revision folder (if you have it)

Work on GCSE papers available on FROG with mark scheme

Year 12:

Work through the next stages of your NEA Coursework. The PowerPoint covering the work required and exemplar material is available on FROG

Year 13:

Continue to work through your AQA Product Design and Maths text book completing examination questions as you go on all the topics from start to finish. Pay extra attention to topics arising from the mock such as manufacturing processes; stages and diagrams, copyright and the location for anthropometric data.

English

General

Folders are on the R drive for the key stages with general work as well as some reminders by individual teachers. They are labelled COVID 19 2020 KS3, 4 or 5.

Year 8 and 9 have CGP grammar books – so do the students in KS4.

KS4 should access past papers and sample materials via the website links and also look at the online exam review.

For KS5 Literature, the teachers have created group email lists to ensure that students can be in regular contact during any possible closure.

YEAR 7 ENGLISH WORK

We see this as an opportunity to do a fair amount of reading to improve imagination and vocabulary. If you do not have many books at home, you can usually download the 'classics' online.

All Year 7 classes will currently be studying, or have just finished studying, a class reader and are encouraged to complete the following if they have not already done so:

- A review of the book (and any other book they read during this period)
- Write a character study of the two main characters
- Design an alternative cover for the book
- Write a list of some of the words you have learnt whilst reading this book
- Write an alternative ending

We enclose a link to the Year 7 recommended reader list.



2018 Year 7
Reading List.doc

The students will be doing the Spelling Bee in the summer term and the list of spellings to revise is enclosed.



spelling bee lists -
2011.doc

Here is a task based on the poem 'Colonel Fazackerley' where you have to create a back story – a vocabulary sheet is included.



Vocabulary for
Colonel Fazackerley



Colonel Fazackerle
with some ideas for

YEAR 8 ENGLISH WORK

We see this as an opportunity to do a fair amount of reading to improve imagination and vocabulary. If you do not have many books at home, you can usually download the 'classics' online.

All Year 8 classes will currently be studying, or have just finished studying, a class reader and are encouraged to complete the following if they have not already done so:

- A review of the book (and any other book they read during this period)
- Write a character study of the two main characters
- Design an alternative cover for the book
- Write a list of some of the words they have learnt whilst reading this book
- Write an alternative ending
- You will all be studying a Shakespeare play – ‘A Midsummer Night’s Dream’ soon (if not already started) so research for this, see below, would be very useful.


Shakespeare
Projec1.doc


Liliput
inventory.doc

The Lilliput inventory is a piece of text taken from ‘Gulliver’s Travels’ and involves reading through what the Lilliputians (very tiny people) find on Gulliver, who is a giant to them – and their explanations of what his belongings are. Try and work out what those objects are and then write your own ‘inventory’ of 5 items that might be found in YOUR pockets in 2020 and how they might be described by someone much, much smaller than you! You could present this in a scroll and take note of the very formal language.

YEAR 9 ENGLISH WORK

We see this as an opportunity to do a fair amount of reading to improve imagination and vocabulary. If you do not have many books at home, you can usually download the ‘classics’ online.

All Year 9 classes will currently be studying, or have just finished studying, a class reader and are encouraged to complete the following if they have not already done so:

- A review of the book (and any other book they read during this period)
- Write a character study of the two main characters
- Design an alternative cover for the book
- Write a list of some of the words they have learnt whilst reading this book
- Write an alternative ending

This is an assessment for Year 9 to practise, which includes a comprehension and grammar section, which are both useful as preparation for Year 10.


Moonstone
comprehension.doc


On the passage
year 9 Moonstone g


moonstone text
edited.doc

Here are a couple of poems that would be useful to study – ‘Snow and Snow’ has a list of questions to go with it.


Snow and Snow -
poem.doc


Snow and
Snow.doc


snowandsnowposs
ibilities.doc

and the third file entitle ‘possibilities’ is a file for you to think of your own poem about a similar subject.

ENGLISH WORK INDIVIDUAL TEACHERS KS3

Work for Miss Jackson’s English group:

7S Read The Boy In The Striped Pyjamas (PDF attached)

Complete the attached work on The Boy In The Striped Pyjamas Flies on the online learning resource

<https://app.senecalearning.com/dashboard/join-class/hx4qup1sxn>



The Boy in the Striped Pajamas.pdf

9.6

Read Lord of The Flies (PDF attached)

Complete the attached work on Lord Of The Flies on the online learning resource

<https://app.senecalearning.com/dashboard/join-class/4sgkul774b>

Sign up for Seneca Learning

Use your school email

School: The King's School Grantham

Drop down menu: Joint Class

Type in Class Code: 4sgkul774b

Miss Brealey's classes

Year 7,8, 9



KS3 closure work.docx



Kraznir Booklet.docx



Crime planning sheet.docx



Detective project guide.pptx



Year 8 Island Project Information.docx

Mr Cox's classes Year 8, 9

Year 8.6 and 8.3

- Complete the detective stories (1 lesson per section)
- Read more Sherlock Holmes short stories (available on line). One story for every two lessons.
- On YouTube watch a version of the story (after you have read it)

Year 9

- Complete a reading of Romeo and Juliet using the text, plot summary and important scene sheets.
- Watch a version of each important scene on YouTube
- Watch a talk (or lesson) on each important scene on YouTube

Each lesson should cover an important scene, including reading it, watching the associated YouTube clip and reading the summaries of the scenes in between.

Do a quote diagram for Romeo, Juliet, the nurse and the friar (1 lesson per character).

Geography

Year 7

Year 7 pupils have been studying Rivers and Rocks in School; the work set during the absence period reflects this. On the Geography Student Resources Drive; which pupils can access from home, you will find a folder titled "School Closure Work". If students access this they will find a folder marked for their group. Lesson Power Points for the Rocks and Rivers Topic have been added to the Year 7 folder. Students are to read through the lessons power points and complete the tasks that are in these presentations. Assessed work that is present in these slides will be assessed on return to School.

Year 8

Year 8 pupils have been studying Hazards in School; the work set during the absence period reflects this. On the Geography Student Resources Drive; which pupils can access from home, you will find a folder titled "School Closure Work". If students access this they will find a folder marked for their group. Lesson Power Points for the Hazards Topic have been added to the Year 8 folder. Students are to read through the lessons power points and complete the tasks that are in these presentations. Assessed work that is present in these slides will be assessed on return to School.

Year 9

Year 9 pupils have been studying Climate Change in School; the work set during the absence period reflects this. On the Geography Student Resources Drive; which pupils can access from home, you will find a folder titled "School Closure Work". If students access this they will find a folder marked for their group. Lesson Power Points for the Climate Topic have been added to the Year 9 folder. Students are to read through the lessons power points and complete the tasks that are in these presentations. Assessed work that is present in these slides will be assessed on return to School.

Year 10

Year 10 pupils have been studying UK environmental Challenge and have also been completing their fieldwork; the work set during the absence period reflects this. On the Geography Student Resources Drive; which pupils can access from home, you will find a folder titled "School Closure Work". If students access this they will find a folder marked for their group. The first task for Year 10 students is to complete the fieldwork write up; instructions of how to do this are in the folder mentioned. Following the completion of this pupils should complete the lesson power points that are in the folder looking at the changing energy demand in the UK. Assessed work that is present in these slides will be assessed on return to School.

Year 11

The focus for Year 11 at the stage in revision for the examinations as teaching of new GCSE content has now finished. Students are directed to the Geography Department Frog page where they will find a whole host of revision material. There are workbooks for all case studies, revision guides, review and examination style questions and mind maps. Any work pupils wish marking during this revision period should be sent to their Geography teacher who will send the work back with comments/feedback.

Year 12

Year 12 pupils have been studying Tectonic Hazards and Regeneration in School; the work set during the absence period reflects this. On the Geography Student Resources Drive; which pupils can access from home, you will find a folder titled "School Closure Work". If students access this

they will find a folder marked for their group. Lesson Power Points for the two topics referred to above have been added to the Year 12 folder. Students are to read through the lessons power points and complete the tasks that are in these presentations. During any period of absence students are also encouraged to use the time to complete wider reading which is linked to the course content or their NEA idea. Articles are found in the Year 12 Resources Drive. Assessed work that is present in these slides will be assessed on return to School.

Year 13

The focus in this period for Year 13 students should be revision for the upcoming examinations. On the Geography Student Resources Drive; which pupils can access from home, you will find a folder titled "School Closure Work". If students access this they will find a folder marked for their group. In the Year 13 folder students will find a range of resources to support their revision. Any work such as practice questions that students wish to be marked should be sent to their Geography Teacher who will endeavour to provide feedback.

History

Year 7 - Castle Project

You must produce an information leaflet for tourists for a castle of your choice.

Your leaflet must include:

A short history of the castle

An explanation of the castle's defensive features

An explanation of the types of weapons which may have been used to attack the castle.

Information on why castles declined including a judgement on the most important reason.

Images and diagrams which are clearly labelled

You can either complete your project in your book or on the computer. If you do it on the computer, it must be stuck into your book.

The explanation part should be at least two sides long in your book (one side on the computer)

Year 8 – WWI Project

You have to create something which demonstrates what life was like for soldiers during the First World War.

What will I investigate?

- What conditions were like in the trenches
- What soldiers wore and ate
- What weapons were used at the front
- How injured and "shell shocked" troops were treated

How will I be assessed?

Your teacher will assess you, and give you your level, based on three main factors:

- The research you have put into your project.
- Your use of evidence.
- The accuracy of your project

Where to find out your information?

- History textbooks
- First-hand accounts (such as letters or diaries)
- Photographs, maps and diagrams
- The internet
- Oral history (recordings of people talking about the war)
- Artefacts

After you have found some information make sure you record where you got it from and how useful it was.

Choose from one of the following:

Handwritten or Word-processed project

You need to write at least 3 sides of A4 including illustrations (these could include photos, diagrams, examples of diaries and letters).

PowerPoint Presentation

You should include at least 6 slides, including photos, pictures and bullet-pointed information.

An accompanying script should also be included which should build upon the information on the PowerPoint.

A model of a trench/battlefield scene/first aid post

A completed model.

You should also include evidence of the design process including research you did.

Year 9

You need to research and create a presentation on an aspect of the GCSE module Medicine through Time. You must create a PowerPoint presentation or a poster and a word document

Areas of Research

Medieval Period 1000-1500

- Causes/treatment/prevention of disease
- Surgery – methods and problems
- Public Health – conditions in the towns/cities and disease outbreaks (Black Death)
- Individuals: Hippocrates, Galen, Roger Bacon, Al Razi and Ibn Sina
- The role of Christianity and Islam

Renaissance Period 1500-1800

- Causes/treatment/prevention of disease
- Surgery – methods and problems
- Public Health – conditions in the towns/cities and disease outbreaks (Plague)
- Andreas Vesalius, Ambroise Pare, William Harvey, John Hunter and Edward Jenner

19th Century 1800-1900

- Causes/treatment/prevention of disease
- Surgery – methods and problems
- Public Health – conditions in the towns/cities and disease outbreaks (Cholera)
- James Simpson, Louis Pasteur, Robert Koch, Joseph Lister and Paul Ehrlich
- The Great Stink

Modern Medicine 1900-Today

- Causes/treatment/prevention of disease
- Surgery – methods and problems
- Public Health – conditions in the towns/cities and disease outbreaks (Spanish Flu)
- Seebohm Rowntree, Charles Booth, William Beveridge, Alexander Flemming and Aneurin Bevan
- Growth of the NHS

You must also explain the role of any of these factors in your area of research:

- Religion and Superstition
- Individuals
- Government
- Chance
- War
- Science & Technology

Useful Websites

http://www.bbc.co.uk/bitesize/ks3/history/uk_through_time/medicine_through_time/revision/1/

<http://www.bbc.co.uk/schools/gcsebitesize/history/shp/>

<https://www.bbc.com/education/topics/zhphvcw>

https://www.youtube.com/watch?v=nVJV8iEAm88&list=PLcvEcrsF_9zJ8AqMTFZycm46Ks4DdSaLM

<https://www.askwillonline.com/2011/06/medicine-through-time-history-gcse.html>

<http://medicinethroughtime.co.uk/history/#.WyjSSIVKjow>

Year 10

Complete revision sheets on the R drive in the Year 10 GCSE folder

Year 11

Continue to revise all four topics ready for the exams:

Russia 1894-1945

Conflict in Asia 1950-1975

Health and the People c1000 to Modern Day

Norman England 1066-1100

We follow the AQA specification:

<https://www.aqa.org.uk/subjects/history/gcse>

Revision resources, including past papers can be found on the R drive through Frog

You can also use GCSE Pod and BBC Bitesize

Year 12 History

Pupils should continue to plan their NEA, they should plan their evaluation of the interpretations they have chosen and when ready begin to write their first draft.

Year 12 Politics

Continue to work through the current work books (will need textbooks?) and then make revision notes on the UK Politics side of the course

Remember to use www.prechewedpolitics.co.uk to help you.

Login: Kerry.milligan@kings.lincs.sch.uk

Password: studypolitics1682

Year 13 History

Continue to revise. Use the resources on the R drive through Frog to help you

Year 13 Politics

Continue to revise.

Use the resources on the R drive through Frog to help you

Remember to use www.prechewedpolitics.co.uk to help you.

Login: Kerry.milligan@kings.lincs.sch.uk

Password: studypolitics1682

Financial Literacy

Year 12

Read through and annotate the Unit 2 case study.

Complete the handouts for each topic. You should start with the first topic that you haven't been taught and you should look to complete a minimum of one handout each week. Past papers are also available. All of these resources will be emailed to your school email address.

Year 13

Read through and annotate the Unit 4 case study.

Complete the handouts for each topic. You should start with the first topic that you haven't been taught and you should look to complete a minimum of one handout each week. Past papers are also available. All of these resources will be emailed to your school email address.

French

Year 7

Revise according to revision guideline sheet (distributed in class and on FROG). Create a paragraph for the writing exam. Unit summaries are also on FROG.

Active Learn assignments will be set by your teacher if school closes. Use the online book for reference.

Year 8

Revise according to revision guideline sheet (distributed in class and on FROG). Create a paragraph for the writing exam. Unit summaries are also on FROG.

Active Learn assignments will be set by your teacher if school closes. Use the online book for reference.

Year 9

If your group has not yet done the CAT 2 speaking test, continue to prepare and revise. Unit summaries and the speaking test questions are on FROG.

Active Learn assignments will be set by your teacher if school closes. Use the online book for reference.

Year 10

Complete draft answers for Module 3.

Begin revision for CAT 3 according to revision guideline sheet (distributed in class and on FROG).

Active Learn assignments will be set by your teacher if school closes.

Year 11

Complete Active Learn assignments will be set by your teacher if school closes.

Complete Module 7 questions.

Complete specimen papers on link provided.

Continue revision programme (vocab learning, practice of listening and speaking on Active Learn, learning of module questions)

Resources for GCSE Speaking on FROG.

Year 12

Complete pages of textbook for each module as instructed by your teacher. Use Kerboodle to complete the listening tasks. Email for marking.

Complete essays set. Email for marking.

Year 13

Complete pages of textbook as instructed by your teacher. Use Kerboodle to complete the listening tasks. Email for marking.

Complete essays set and email for marking.

Complete at least one skills paper (on R drive). Email for marking.

Continue to work on IRP. Work through speaking cards provided.

Mathematics

Year 7

Work on the interactive CIMT Year 7 exercises doing revision for the end of year exams available at <http://www.cimt.org.uk/projects/mepres/book7/book7int.htm> and practice speed tests available on frog.

Year 8

Work on the interactive CIMT Year 8 exercises doing revision for the end of year exams available at <http://www.cimt.org.uk/projects/mepres/book8/book8int.htm> and practice speed tests available on frog.

Year 9

Work on foundation GCSE papers available at <https://corbettmaths.com/2019/04/01/gcse-practice-papers/> with mark schemes.

Year 10: Sets 3 to 6

Check work booklets are complete up to and including booklet 6 filling in any gaps.

Work on Foundation GCSE papers available at <https://corbettmaths.com/2019/04/01/gcse-practice-papers/> with mark schemes.

Year 10: Sets 1 and 2

Work on Higher GCSE papers available at <https://corbettmaths.com/2019/04/01/gcse-practice-papers/> with mark schemes.

Year 11: Set 1 and 2

Work on Higher GCSE papers available at <https://corbettmaths.com/2019/04/01/gcse-practice-papers/> and AQA level 2 in FM papers available at <https://www.aqa.org.uk/subjects/mathematics/aqa-certificate/further-mathematics-8365/assessment-resources> - both have mark schemes.

Year 11: Sets 3 to 6

Work on Higher/Foundation GCSE papers available at <https://corbettmaths.com/2019/04/01/gcse-practice-papers/> with mark schemes.

Year 12

Work through the mixed exercises at the end of the chapters on the AS applied maths text book to prepare for a test at the end of term or upon your return. Then work on AS pure mixed exercises at the end of the chapters.

Students studying the AQA Mathematical Studies course have access to revision materials on the R Drive, including topic-based questions and practice questions for the preliminary material. They have also received multiple past papers from their class teacher.

Year 13

Work through the mixed exercises at the end of chapters that you are concerned about for both pure and applied maths and then move on to the summary exercise at the end of each block of work. Only when you have done this look at past paper work using old Edexcel C1 to C4 papers as a resource (available on www.physicsandmathstutor.com/)

Other useful websites are listed below.

Practice

Keep your students' maths skills sharp with plenty of practice. Or better still, direct your students to practice the areas of weakness you have identified using Diagnostic Questions / Eedi. Here are some of my favourites:

- [Corbett Maths](#) - [topic worksheets](#), [textbook exercises](#), and mixed revision with the [5-a-days](#). The man is a legend.
- [On Maths](#) - online GCSE papers, type in your answer, and it marks it for you!
- [Dr Frost Maths](#) - completely free to use, and students benefit from an infinite amount of practice with questions that regenerate
- [Mr Barton Maths](#) - my [GCSE takeaway](#) resources come with questions and worked solutions
- [MathsBot](#) - infinitely generated practice with answers, and no registration needed. Try the [GCSE resources](#) and the [question generators](#)
- [Maths4Everyone](#) - an incredible collection of practice questions, complete with full worked solutions. The [review sheets](#) and [GCSE questions by topic](#) are particularly useful.
- [Julia Smith's maths padlet](#) - brilliant revision advice and links

Videos and tutorials

If your students get stuck during their practice, then the following might help:

- [Corbett Maths](#) - clear, concise videos with comprehensive coverage of the entire Key Stage 3 and 4 maths curriculum
- [Seneca](#) - free online tutorials for age groups. All the maths content is [here](#).
- [Khan Academy](#) - an abundance of videos from the US for all ages groups. All the maths content is [here](#).

Music

BBC BITESIZE

Here is a great online resource full of hints and tips for composing and performing music. Whether you need to brush up on your key words, or whether you want to have a go at writing a pop song, this will be a great tool to use.

<https://www.bbc.co.uk/bitesize/subjects/zmsvr82>

NOTE FLIGHT

"Note flight" is a completely free web-based composition program (similar to Sibelius). All you will need to do is register an email and create a free account. This works completely online and requires no software. All you need is an up-to-date web browser.

<https://www.noteflight.com/>

SIBELIUS FIRST

Sibelius First is a free version of the music program we currently use for composing within our KS3 lessons.

<https://my.avid.com/get/sibelius-first>

BERLIN PHILHARMONIC ORCHESTRA

The Berlin Philharmonic Orchestra have now moved their concerts to online audiences and are completely FREE to watch. Snap this up! Their concerts are excellent and they play a wide array of various pieces of classical music.

<https://www.berliner-philharmoniker.de/en/>

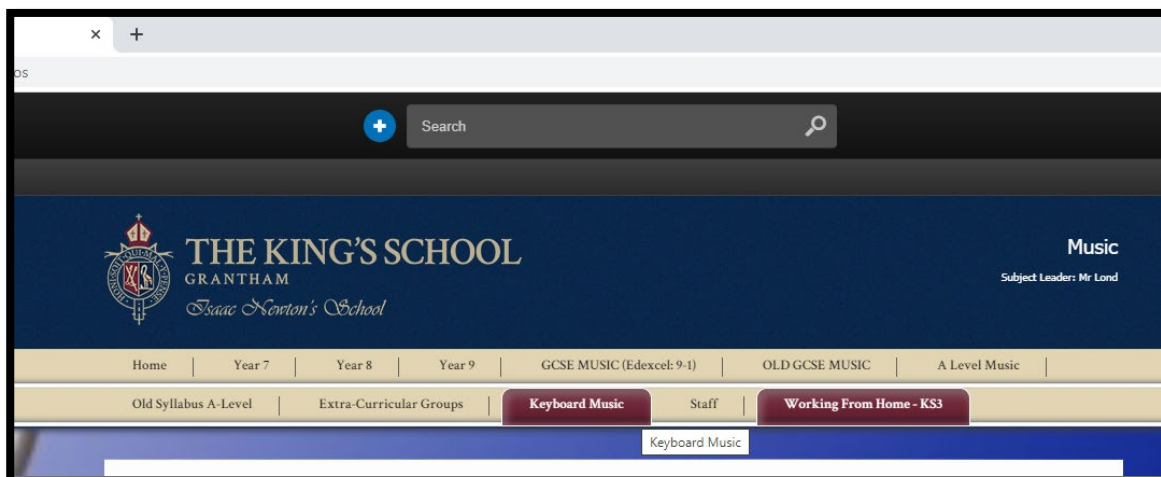
LONDON SYMPHONY ORCHESTRA

Similarly, The London Philharmonic Orchestra have also made their performances available online.

<https://lso.co.uk/whats-on/watch-online.html>

Also, on FROG there are also numerous Keyboard pieces which the students can have a go at playing, should they have the means to do so at home.

Also, there is a Working From Home – KS3 tab on the Music Department homepage which has the KS3 listening booklets (with the relevant tracks) as well as a Music Theory Booklet which students can work through.



Year 10

All the GCSE set works are on FROG with the revision notes and other resources.

Year 11

If school is closed, the Music Department will email the students practise papers and links to the relevant audio tracks.

Both year groups can utilise the GCSE MUSIC BITESIZE page and resources on FROG for further study.

<https://www.bbc.co.uk/bitesize/examspecs/z6chkmn>

If you have supplied us with your personal email address (student) we will send links for listening exercises and further work.

KS5

If school is closed, the Music Department will email the students practise papers and links to the relevant audio tracks.

Both year groups can utilise the resources on FROG for further study. If you have supplied us with your personal email address (student) we will send links for listening exercises and further work.

Physical Education

Year 10

Go to the AQA website link: https://www.aqa.org.uk/subjects/physical-education/gcse/physical-education-8582/assessment-resources?f.Resource+type%7C6=Mark+schemes&f.Resource+type%7C6=Question+papers&sort=date&num_ranks=20

Download and complete past 'paper 1' questions, then use the mark scheme available from the same location to self-assess and if required complete a model answer

Students should also access their 'kerboodle' account to review recent work covered via the online textbook:

<https://www.kerboodle.com/users/login>

Year 11

Go to the AQA website link: https://www.aqa.org.uk/subjects/physical-education/gcse/physical-education-8582/assessment-resources?f.Resource+type%7C6=Mark+schemes&f.Resource+type%7C6=Question+papers&sort=date&num_ranks=20

Download and complete past paper questions, then use the mark scheme available from the same location to self-assess and if required complete a model answer. Both paper 1 and paper 2 questions should be attempted.

Students should also access their 'kerboodle' account to find additional revision materials:

<https://www.kerboodle.com/users/login>

Year 12 and 13

Go to the AQA website link: https://www.aqa.org.uk/subjects/physical-education/as-and-a-level/physical-education-7582/assessment-resources?f.Resource+type%7C6=Mark+schemes&f.Resource+type%7C6=Question+papers&sort=date&num_ranks=20

Download and complete past paper questions using the mark scheme to self-assess. The mark scheme can then be used to complete model answers – particular focus should be given to the 8- and 15-mark questions.

Psychology

Year 12

Work through the 'apply it' and 'check it' questions for topics already covered using the online textbook.

<https://www.illuminate.digital/aqapsych1/>

Student Username: SKIN

Student Password: STUDENT

Year 13

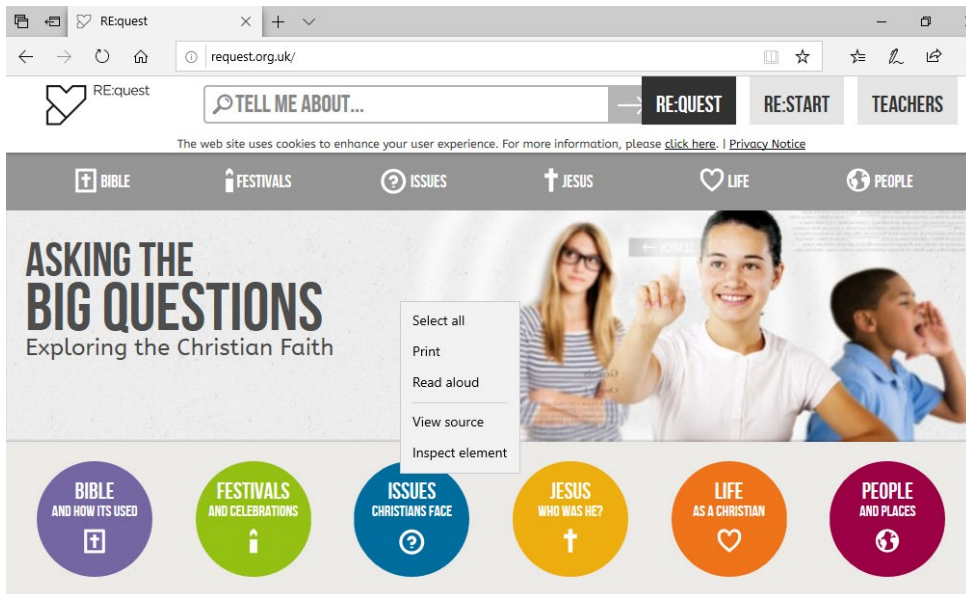
Work through past paper questions that can be found at

<https://www.aqa.org.uk/subjects/psychology/as-and-a-level/psychology-7181-7182/assessment-resources>

Religious Education

Year 7 Students- <http://request.org.uk/>

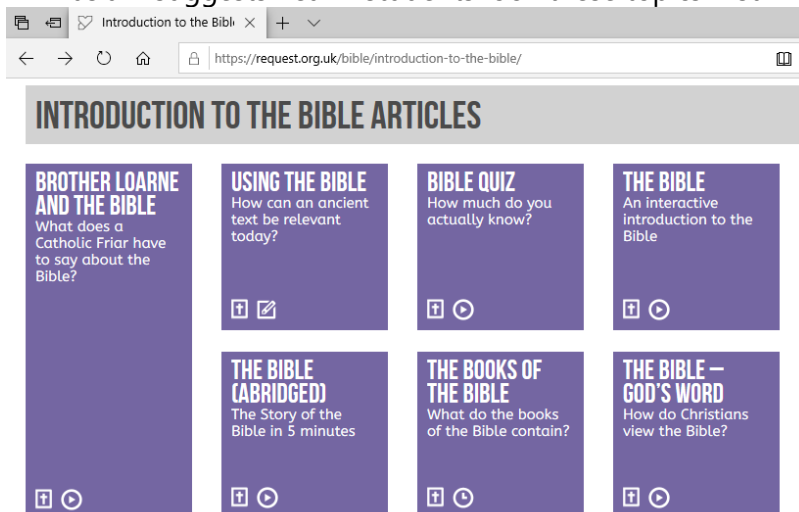
Explore each of these options: **Bible, Festivals & Jesus**– hover mouse over the tab, it will look like this:



Open the Section on tab to explore – **Read the text and use the video clips.**

To Do: Year 7 should try the Bible quiz and record their answers. Further on, hen students see REFLECT at the end of a section of Text they should use these as questions to produce written answers to do handed on their return to school. Next, in the festivals section Year 7 students should start with **Lent and then Easter.**

Mr Haslam suggests Year 7 students look these topics first in the Section: **Bible:**



Year 8 Students- <http://request.org.uk/>

Explore each of these options: **Jesus, Life & People**– hover mouse over the tab, it will look like this:




Open the Section on tab to explore – **Read the text and use the video clips.**

Mr Haslam suggests Year 8 students look at Family and– All the other topics can be explored too.

To Do: When students see REFLECT at the end of each section of Text they should use these as questions to produce written answers to do handed on their return to school.

Year 9 Students- <http://request.org.uk/>

Explore each of these options: **Issues, Life & People**– hover mouse over the tab, it will look like this:



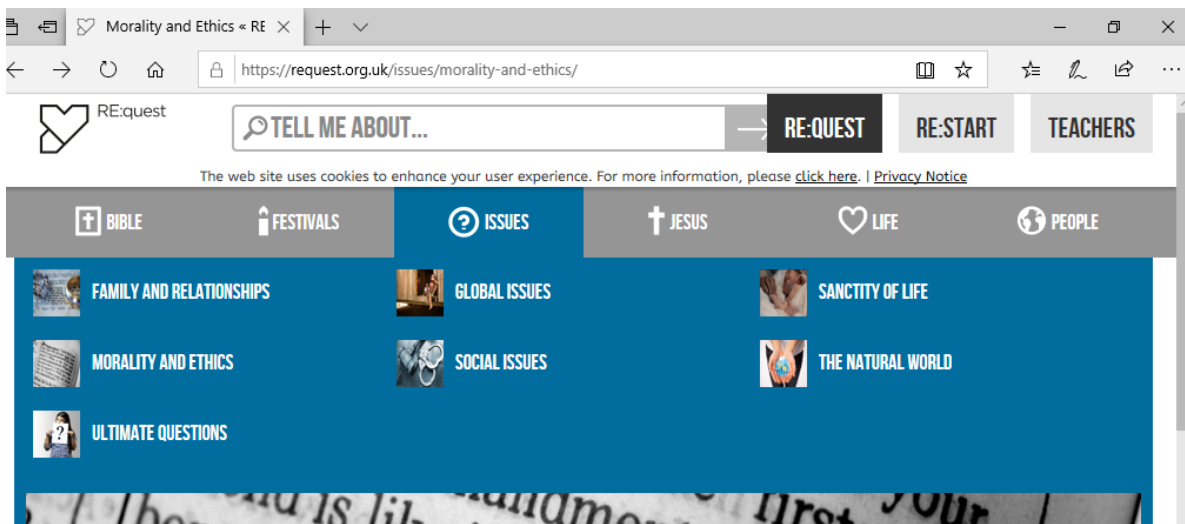
Open the Section on each section to explore – **Read the text and use the video clips.**

Mr Haslam suggests Year 9 students look at Family and Relationships, Global Issues, Sanctity of Life – All the other topics can be explored too.

To Do: When students see REFLECT at the end of each section of Text they should use these as questions to produce written answers to do handed on their return to school.

Year 10 Students- <http://request.org.uk/>

Explore each of these options: **Issues, & People**– hover mouse over the tab, it will look like this:



Open the Section on each section to explore – **Read the text and use the video clips.**

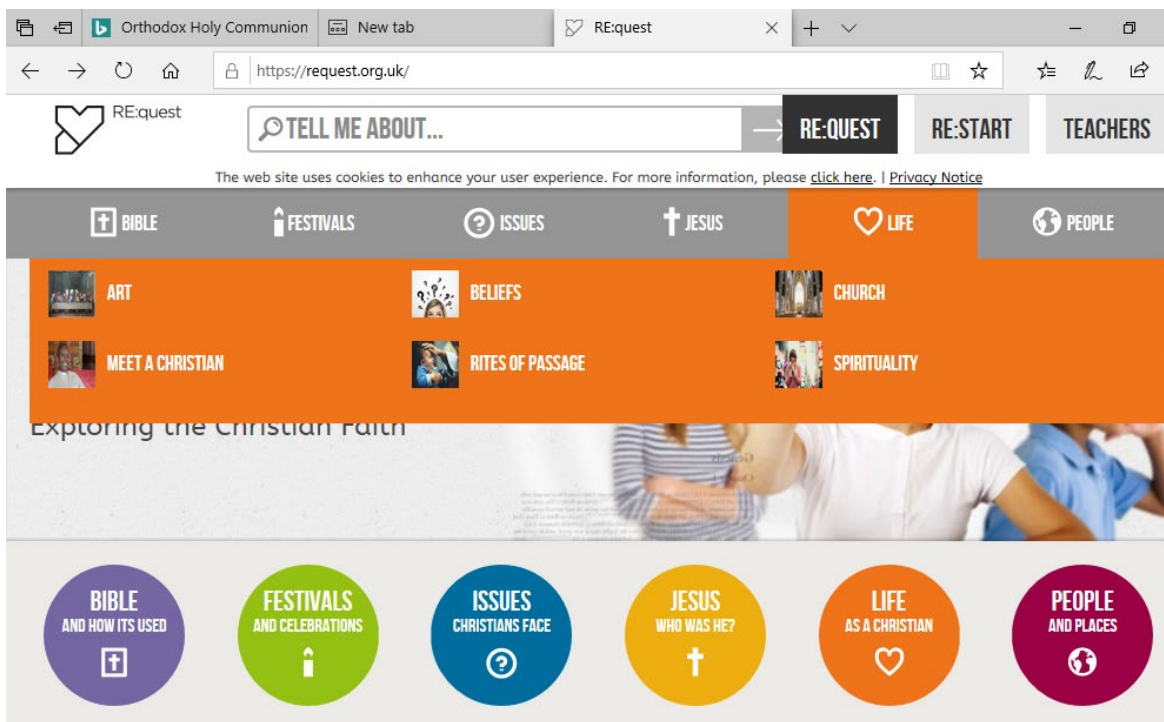
Mr Haslam suggests **Year 10 students first explore the Issues section**, look at Ultimate Questions, Social Issues & the Natural World – All the other topics can be explored too. The People section should be explored next, this is especially good for any students interested in History.

To Do: When students see REFLECT at the end of each section of Text they should use these as questions to produce written answers. **Year 10 student may enjoy holding giving a presentation & debating** - and holding a "for and against" type debate with those at home or with their peers online.

Year 11 Students - those not doing the RE GCSE exam

<http://request.org.uk/>

Explore each of these options: **Life, & Issues**– hover mouse over the tab, it will look like this:



Open the Section on each section to explore – **Read the text and use the video clips.**

Mr Haslam suggests **Year 11 students first explore the Life section**, look at Art, Beliefs & Spirituality – All the other topics can be explored too.

To Do: When students see REFLECT at the end of each section of Text they should use these as questions to produce written answers. Using the Issues section, **Year 11 student may enjoy holding giving a presentation & debating –on Christians & Faith in Politics or the Media-** and holding a “for and against” type debate with those at home or with their peers online.

Y11 GCSE Exam Group.

The Y11 GCSE Exam students now have their revision summaries and the practice exam questions to work on.

After revising each topic for paper 1 Christianity and Buddhism-Beliefs and Practices, students should attempt the exam questions with the time frame of the final exam in the summer. They can then check their answers against the model answers to gauge their progress.

They also have their homework and independent study –The learning grids- and course companions to work on for each of the four elements for paper 2. Again, there are exam style questions here for them to work on. These materials combined –if used thoroughly- provide everything they need for the final exams.

Additionally, the GCSE RE can access the online text book, exam practice, and short quizzes at <https://my.dynamic-learning.co.uk>. A link has been sent to their school email address and they need to forward this to their personal email address ASAP. For additional materials on Buddhism try, <https://www.thestudentroom.co.uk/g/revision-tests/buddhism-beliefs-and-teachings-3>

Year 13 A level Philosophy.

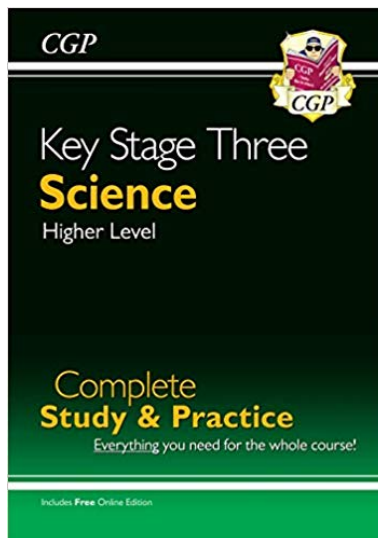
Year 13 students have been given their revision summaries and the practice exam questions to work on. After revising each topic for each paper, students should attempt the exam questions with the time frame of the final exam in the summer. They can then check their answers against the model answers to gauge their progress. Key areas for revision have been identified from their mock exam feedback.

The revision books recommended for purchase are both from Hodder, My Revision Notes: AQA A-level Philosophy Paper 1 Epistemology and Moral Philosophy, My Revision Notes: AQA A-level Philosophy Paper 2 Metaphysics of God and Metaphysics of mind – both published 2019. A range of website and other online materials have been given to students previously including revision notes and exam practice from the author of our main text book, visit <https://philosophylevel.com/aqa-philosophy-revision-notes/>.

Combined Science

Recommended revision material for Year 7 and Year 8

Key stage 3 science revision guide to support home-study (available via Amazon etc.)



ISBN-10: 184146385X

ISBN-13: 978-1841463858

Websites

Key stage 3 bitesize science (excellent site for general revision)

Direct link: <https://www.bbc.co.uk/bitesize/subjects/zng4d2p>

Old key stage 3 science SATs papers (excellent for development of examination technique – includes many examination papers and mark schemes)

Main site: www.satspapers.org

Navigate to “Science KS3 SATs 2003-2009” (link bottom left). I recommend students work on the more challenging “Level 5-7” exam papers

Year 7 specific guidance

Ensure that you can access the online “Activate AQA” textbook via kerboodle: www.kerboodle.com

- Username: first initial plus surname as on SIMs e.g. jbloggs
- Password: same as username on first login then follow instructions
- Institution code: mjs6

Students are on a topic-rotation as follows for term 1 (T1) to term 6 (T6):

	7B	7C	7F	7M	7N	7S
T1+T2	0	0	0	0	0	0
	8	1	1	8	5	5
	1	5	5	1	8	8
	5	8	8	5	1	1
CAT 1 on calendar by Wed 8th January 2020						
T3+T4	9	2	2	9	7	7
	2	3	3	2	9	9
	3	7	7	3	2	2
	7	9	9	7	3	3
CAT 2 on calendar by Thu 7th May 2020						
T5+T6	10	4	4	10	6	6
	4	6	6	4	10	10
	6	10	10	6	4	4

Topic Key	Notes
0	Induction
1	Forces
2	Electromagnets
3	Energy
4	Waves
5	Matter
6	Reactions
7	Earth
8	Organisms
9	Ecosystems
10	Genes

In the online textbook, students can find specific information about their current and future topics. A print copy of the textbook can be obtained e.g. via amazon:



ISBN-10: 0198408242

ISBN-13: 978-0198408246

Year 8 specific guidance

Year 8 students are following the topic rotation below:

	8YDL	8Y2a	8Y2b	8XDL	8X2a	8X2b
T1-2	Levers and moments	Acids and alkalis	Photosynthesis and respiration	Photosynthesis and respiration	Levers and moments	Acids and alkalis
	Acids and alkalis	Photosynthesis and respiration	Levers and moments	Levers and moments	Acids and alkalis	Photosynthesis and respiration
	Photosynthesis and respiration	Levers and moments	Acids and alkalis	Acids and alkalis	Photosynthesis and respiration	Levers and moments
T3-4	Waves	Materials and everyday	Reproduction and growth	Reproduction and growth	Waves	Materials and everyday
	Materials and everyday	Reproduction and growth	Earth and atmosphere	Earth and atmosphere	Materials and everyday	Reproduction and growth
	Reproduction and growth	Earth and atmosphere	Waves	Waves	Reproduction and growth	Earth and atmosphere
	Earth and atmosphere	Waves	Materials and everyday	Materials and everyday	Earth and atmosphere	Waves
T5-6	Ecosystems	Ecosystems	Space	Space	Ecosystems	Ecosystems
	Space	Space	Ecosystems	Ecosystems	Space	Space
	Physics Project	Biology Project	Chemistry Project	Chemistry Project	Physics Project	Biology Project
	Biology Project	Chemistry Project	Physics Project	Physics Project	Biology Project	Chemistry Project
	Chemistry Project	Physics Project	Biology Project	Biology Project	Chemistry Project	Physics Project

Year 8 students should be using revision websites such as bitesize to consolidate their knowledge and understanding of the topics they have covered.

Some useful quick quizzes can be found here:

<https://www.educationquizzes.com/ks3/science/>

Year 8 students in particular should use old SATs papers to develop their examination technique and use the mark schemes available at www.satspapers.org to check their progress.

Chemistry

Year 9

Work through all worksheets in your C1/2 work-booklet. Use the Kerboodle textbook to help.

Once completed, work through the questions in your Kerboodle textbook:

- 20 & 21
- 34 & 35

Year 10

Work through all worksheets in your C7work-booklet. Use the Kerboodle textbook to help.

Once completed, work through the questions in your Kerboodle textbook:

- 124 & 125

Year 11: Triple

Ensure that the past paper booklets of 2014, 2015 and 2016 are completed.

Once complete, you should start on the Exam Packs. If you do not have a physical copy of these don't worry; they can be downloaded from Frog.

In the Yr11 folder, folder "16 Exam papers" you will find 6 exam papers and their mark schemes.

Year 11: Trilogy

Ensure that the exam Q booklets you have been given are complete.

Ensure that your Case Study booklet is complete.

Once complete, you should start on the Exam Packs. If you do not have a physical copy of these don't worry; they can be downloaded from Frog.

In the Yr11 folder, folder "16 Exam papers" you will find 6 exam papers and their mark schemes.

Year 12

Physical chemistry:

Read the kinetics chapter in the Kerboodle textbook and complete all exercises in your kinetics booklet. Complete the end of chapter Q's in your textbook.

Read through the equilibria topic in your textbook and answer all questions as you go.

Organic chemistry:

Using the Kerboodle textbook, read through the chapters and complete all questions encountered on pages 207 to 251.

CAT3 revision:

On Frog there is a folder named "Yr12 exam papers", go to "F321" and complete the past papers on term 1 & 2 work. The mark schemes are in there also.

Year 13

Ensure that exam paper packs

- 3a & 3b
- 4a & 4b
- 5, 6, 7 are all complete for end of Easter.

Mark schemes can be found for any of these papers easily through google.

Physics

Year 9

Students should access the 'Energy Island' activity and the 'Energy Resources' Word document on FROG in the Physics department and on the paper 1 page. This is a stand-alone activity that requires students to complete some research to remind themselves of renewable and non-renewable energy sources (on the word document) and then to evaluate these and decide where they should go on the island to provide electricity for the local populations on 'Energy Island'. The sheets have all the information on them.

Students should remember that they can access helpful videos on <https://www.gcsephysicsonline.com/aqa> to add detail regarding topics they are struggling with. The username is physics@kings.lincs.sch.uk and the password is INewton.

Year 10

Students should use their Kerboodle log in and access the digital AQA GCSE Physics book, they should work read about the 'Formation of the Solar System' p232-3 and the 'life history of a star' p 234-235. Students should ensure that they have notes on this topic in their exercise books and that they have a flow diagram of the life history of a star from formation to 'death'. Students should complete the questions on p233 and 235.

Students should remember that they can access helpful videos on <https://www.gcsephysicsonline.com/aqa> to add detail regarding topics they are struggling with. The username is physics@kings.lincs.sch.uk and the password is INewton.

Year 11

Students should use their Paper 2 information booklet, read about the topics they have not used covered in class and work through the questions in the workbook on those topics. If the students have mislaid these they are on the FROG physics pages. They can also work through any exam papers they have been given.

Students should remember that they can access helpful videos on <https://www.gcsephysicsonline.com/aqa> to add detail regarding topics they are struggling with. The username is physics@kings.lincs.sch.uk and the password is INewton.

Year 12

Students should use the A3 revision resources they have been given and revise their AS topics. They should use the textbook on Kerboodle and work through the Module 3 practice questions (1, 3, 4, 6, 7) on p116/7 as well as questions (8, 9, 10, 11) as well as all the Module 4 practice questions on p262-265.

Students should remember that they can access helpful videos on <https://www.alevelphysicsonline.com> to add detail regarding topics they are struggling with. The username is physics@kings.lincs.sch.uk and the password is Newton.

Year 13

Students should use the A3 revision resources they have been given and revise the AS and A2 topics. They should use the textbook on Kerboodle and work through the Module 3 practice questions on p116+, Module 4 practice questions on p262+, Module 5 practice questions on p400+ and Module 6 practice questions on p544+.

Students should remember that they can access helpful videos on <https://www.alevelphysicsonline.com> to add detail regarding topics they are struggling with. The username is physics@kings.lincs.sch.uk and the password is Newton.